

HOLIDAY KITCHENS



HK
Estate design collection



The Estate design collection presented by Holiday Kitchens

Made to Order. Made for Life.

A brand new kitchen, you deserve it. And now, Holiday Kitchens makes it possible with the Estate design collection. Where options abound.

A kitchen made especially for you – its style a reflection of your dreams – every detail a dream come true.

We'll create your new kitchen exactly the way you want it. The cabinets, the finishes, wood species and drawers, all made to order. And when we're finished, you're just getting started – because your new kitchen is made for life. *Bon Appetit!*

Estate design collection



Finish/Wood: Antique White Maple
Door Style: Riverside




Finish/Wood: Chablis Maple
Door Style: Lancaster Arch/Square

Wood Doors

available in full access or framed construction



Seattle
Natural Maple
w/ Slab Drawer



Contemporary #600
Autumn Cherry
w/ Slab Drawer




Lancaster Arch
Chablis Maple



Lancaster Square
Country Hearth Cherry
w/ Slab Drawer



Newcastle
w/ 3" Stiles & Rails
Praline w/ Mink Wash
Cherry w/ Paneled
Drawer



Seattle
Natural Hickory
w/ Slab Drawer



Mission
Butternut Hickory
w/ Slab Drawer



Lancaster Square
Autumn Oak
w/ Slab Drawer

Estate design collection



Springdale
Truffle Cherry
w/ Paneled Drawer



Mission
Fawn Maple
w/ Slab Drawer



Phoenix
Praline Cherry
w/ Slab Drawer



Contemporary #600
Praline Oak
w/ Slab Drawer



Lancaster Square
Winter Maple
w/ Slab Drawer



Contemporary #375
Bone Maple
w/ Slab Drawer




Seattle
Antique White Maple
w/ Slab Drawer



Lancaster Arch
Ivory Maple



Lancaster Square
NC-32 Maple
w/ Slab Drawer



Seattle
Sandalwood Character Cherry
w/ Slab Drawer

Estate design collection



Seattle
Sandalwood Maple
w/ Slab Drawer



Contemporary #375
Harmony Maple
w/ Slab Drawer



Finish/Wood: Sandalwood Maple
w/ Smoke Highlight
Door Style: Riverside



Finish/Wood: Fireside Alder
Door Style: Edgewater



Lancaster Square
Butternut Character Oak
w/ Slab Drawer



Lancaster Square
3" Stiles & Rails
Butternut Character Alder
w/ Slab Drawer



Seattle
Fireside Character Alder
w/ Paneled Drawer



Lancaster Square
Butternut w/ Java Highlight
Alder w/ Paneled Drawer



Lancaster Square
3" Stiles & Rails
Canyon Character Cherry
w/ Slab Drawer



Finish/Wood: **Autumn Alder**
Door Style: **Edgewater**



Edgewater
Fireside Cherry
w/ Paneled Drawer



Petersburg Square
3" Stiles & Rails
Woodridge Cherry
w/ Slab Drawer



Riverside
Sandalwood w/
Smoke Highlight Maple
w/ Paneled Drawer

Estate design collection



Petersburg Arch
Sunrise Oak



Seattle
3" Stiles & Rails
Village Oak
w/ Slab Drawer



Riverside
Canyon Oak
w/ Paneled Drawer



Lincoln
w/ 3" Stiles & Rails
Nantucket w/Latte Wash
Paint Grade
w/ Paneled Drawer



Seattle
Hallmark Maple
w/ Slab Drawer



Munich*
Harmony Maple
w/ Slab Drawer

*available in full access only

Wood Species

	Chablis	Linen	Natural	Praline	Butternut	Fawn	Harmony
Oak							
Character Oak							
Oak (Painted)							
Maple							
Maple (Painted)							
Cherry							
Character Cherry							
Hickory							
Alder							
Character Alder							
Paint Grade							

Estate Wood Door Notes:

- Lancaster Square, Seattle, and Petersburg Square door styles available with 3" stiles and rails
- Lancaster Arch, Phoenix, Mission, Edgewater, Riverside, Munich and Frisco not available in Character
- New Door Styles Available: Newcastle w/ 3" Stiles & Rails, Lincoln w/ 3" Stiles & Rails, and Springdale
- Edgewater and Riverside not available in Hickory
- Edgewater, Mission and Seattle not available in Harmony or Spice

Estate Wood Finishes

Available Stains														Available Paints					Available Washes					
Sunrise	Meadow	Autumn	Sandalwood	Canyon	Village	Woodridge	Fireside	Hallmark	Concord	Country Hearth	Truffle	Unfinished	NC-32	Winter	Ivory	Antique White	Bone	Praline w/ Mink	Fawn w/ Mink	Sandalwood w/ Mink	Snowdrift w/ Mink	Cameo w/ Mink	Nantucket w/ Latte	

This list is arranged lightest to darkest, variations due to wood specie.

- Frisco Door Style* (not shown in brochure): 3/4" thick MDF w/ veneer on both faces w/ 3mm real wood edgebanding
- Urbandale Door Style* (not shown in brochure): 3/4" thick MDF w/veneer applied to all edges prior to applying veneer on face. Matching veneer on back
- Highlight color options available on stains Pearl, Java or Smoke
- Highlight options available on Edgewater, Lancaster, and Riverside door styles
- Snowdrift w/Mink, Cameo w/Mink, and Nantucket w/Latte are automatically with a matte sheen topcoat, unless specified
- Stains available with matte sheen topcoat or standard sheen topcoat
- Paints available w/standard sheen topcoat only

*only available in full access line

Estate design collection

About Robin Wilson

Nationally recognized eco-friendly and healthy home interior designer, Robin Wilson has licensed her name to Holiday Kitchens for custom cabinetry. Her work is influenced by leading architects, Paul R. Williams, Frank Lloyd Wright and William McDonough. The cabinetry line infuses the eco-friendly principles: sustainable, reusable, renewable and non-toxic.



Born and raised in Austin, Texas, she currently lives in Manhattan. With her foundation-to-the-furniture approach to design, she and our team work to identify unique details for our cabinetry. Her firm is a member of the U.S. Green Building Council and is an affiliate member of the International Interior Design Association. Notable projects: Good Housekeeping – LEED certified house (2008); Esquire – Ultimate Bachelor Apartment terrace (2007); Peninsula Hotel NY – spa salon (2007). She has appeared on CBS, NBC, ABC, PBS, CNN and HGTV.

A team of innovators

Based in Wisconsin, Holiday Kitchens is one of the top ten custom kitchen cabinet manufacturers in the United States, offering one of the most versatile and affordable lines of cabinetry in the industry. Creating value while maintaining a sustainable future is our responsibility that we take seriously. Holiday Kitchens sets the highest level of production standards for itself and its suppliers, and is a proud member of the Kitchen Cabinet Manufacturer Association's (KCMA) Environmental Stewardship Program (ESP).

Working together to bring you quality

When you pair one of the nation's top custom kitchen manufacturers with one of the nation's leading eco-friendly designers, you have a partnership that ensures your cabinetry is beautiful, functional and environmentally friendly.

About Cucina di Festa

Cucina di Festa is Italian for Holiday Kitchen. Our Italian designed - American made line features non wood selections with enhanced environmentally-friendly options and durable, full access box construction.





Finish: Natural Birdseye Maple Gloss
Door Style: Elegante Gloss

Cucina di Festa



Ultima Square
Cream
w/ Paneled Drawer



Classic Glazed
White Satin w/ Glaze
w/ Paneled Drawer



Alero Square
Amati Walnut
w/ Paneled Drawer



Lexus Square
Pearwood
w/ Paneled Drawer



Lexus Arch
Cream




Shaker
White Satin
w/ Paneled Drawer



Alero Arch
Glacier



Ultima Arch
White Gloss



Geneva
Honey Do HPL MDF
w/ Slab Drawer



Italia Gloss
Natural Birdseye Maple
Gloss w/ Slab Drawer



Amesbury II Glazed
Antique Satin
w/ Glaze
w/ Paneled Drawer



Fortezza
Bisque w/ Glaze
w/ Paneled Drawer



Florence
Candlelight w/ Glaze
w/ Paneled Drawer



Turin
Rustic Cherry
w/ Paneled Drawer



Palazzo
Bisque w/ Glaze
w/ Paneled Drawer



Novara Gloss
w/Pull #1, Wenge Gloss
w/ Slab Drawer



Elegante Gloss
w/ Pull #2, Light Green
Metallic Gloss
w/ Slab Drawer



Italia Gloss
w/ Pull #3, Carbon
Gloss w/ Slab Drawer



Portabella
Summerflame w/ Glaze
w/ Paneled Drawer



Stonebridge
Designer Almond
w/ Paneled Drawer



Acrilux
Red Armstrong
w/ Slab Drawer
with aluminum colored
ABS edgebanding



Pearce
Royal Blue HPL MDF
w/ Slab Drawer

Standard RTF Colors



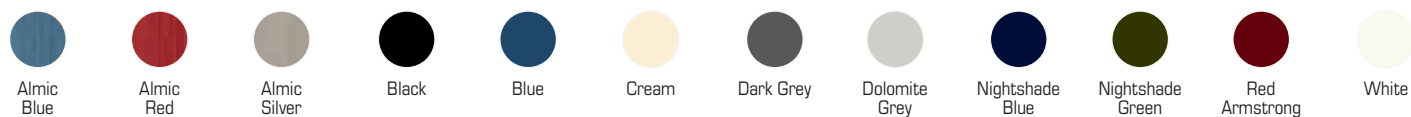
High Gloss RTF Colors



Glazed RTF Colors



Acrlux Colors



Other Estate Full Access Door Options:

- Novara, Italia, Shaker Groove, and Shaker Duet are foil door options (not shown in brochure)



Quality Built to Last a Lifetime

Our Three Most Important Attributes: Quality, Quality, and Quality

We're dedicated to you and we're dedicated to quality. When we work together it will be right. That's because Holiday Kitchen's professionals are quality technicians. From our designer partners and lumber graders, to the hard working folks on the production line and the packers and shippers who make certain everything is in excellent order.

With us, it's all about you. More choices and more options to make your kitchen dreamlike. But in our case, it's not a dream; it's about making the dream a reality. We do it every day, for thousands of families every year. With our dealer designers – who are the best in the business – we can't wait to do it for you. *Cheers!*

Finish: Almic Red
Door Style: Acrilux



Finish/Wood: Fawn Maple
Door Style: Seattle



Finish/Wood: Praline Hickory
Door Style: Seattle

Framed Construction

Cabinet Construction

Cabinets are constructed of all plywood, 1/2" thick plywood sides, tops, bottoms, and 1/4" plywood backs. The interior surfaces are durable wood-grain birch vinyl. Matching hardwood finished interiors are available. Wall cabinet bottoms are made of maple veneered plywood that are stained or painted to match the cabinet exterior. Base cabinets have 1/2" thick plywood bottoms and 3/4" solid wood side rails for attaching countertops. All cabinets have 3/4" x 2 9/16" wood hanging strips for attaching cabinets to the wall. Wall cabinet tops and bottoms and base cabinet bottoms are glued and fastened into dados in the cabinet sides and frames. Matching 1/4" thick plywood toeboard overlays are shipped loose for field installation.

Finished "Furniture" Ends

Finished ends on cabinets are constructed with 5/8" plywood, flush with the face frame and finished in the same color. Cabinets are assembled prior to finishing resulting in a furniture-quality fit and finish.

Shelves

Cabinet shelves are 3/4" thick plywood with vinyl applied to both sides. The front edge is banded to match. Wall and base cabinet shelves are adjustable, full depth, and are held in place by metal shelf (spoon) clips.

Doors

Cabinet doors are available in many different styles, including solid panel, mortised and tenoned, and mitered. Hinge and overlay options available. Soft close for doors available as an option.

Drawers

Drawer boxes are 5/8" thick solid hardwood dovetailed construction with a slightly beveled top edge and a 1/4" maple plywood bottom. Hettich Quadro guides (ball-bearing, full extension, silent close) rated @ 100 lbs, are mounted into plywood cabinet sides using the EZnSTAL™ system which distributes the weight of the drawer onto the entire cabinet side.

Full-Access Construction

Cabinet Construction

Cabinets are constructed using 3/4" thick 45 lb. industrial board for the sides, tops, bottoms, and shelves. The board surface is true melamine, not paper or vinyl, in white or natural maple. PVC edgebanding is applied on all front, top, and bottom edges.

Wood dowels and glue are used for durable construction. The backs of cabinets are 1/4" thick 45 lb. industrial board, which are grooved and glued into sides, tops, and bottoms to keep cabinets square.



Base cabinets have 3/4" thick sides extended to the floor, and notched for the toe. Cross ties, 3/4" thick, are installed in front and back across the top of the cabinets, and between drawers. Matching 3/4" thick toeboard overlays are shipped loose for field installation.

Shelves

Cabinet shelves are 3/4" thick 45 lb. industrial board with melamine on both sides. The front edge is banded to match. Wall and base cabinet shelves are adjustable, full depth, and are held in place by metal shelf (spoon) clips.

Doors

Cabinet doors are available in many different styles, including solid panel, mortised and tenoned, mitered, veneer, acrylic, RTF, HPL, and MDF. Hinges are fully concealed Blum. Blum hinges with soft close are available as an option.

Drawers

Drawer boxes are 5/8" thick solid hardwood dovetailed construction with a slightly beveled top edge and a 1/4" maple plywood bottom. Guides are the Hettich Quadro (ball-bearing, full extension, silent close) rated @ 100 lbs, are mounted to cabinet sides.

Optional Drawer System: Blum Tandembox, (full extension, self-closing with soft close) rated @ 100 lbs, in grey or stainless steel.



Finish/Wood: Ivory Maple
Door Style: Lancaster Square



Authorized Dealer:

A Division of Mastercraft Industries, Inc.

Rice Lake, WI | 715-736-9200
www.holidaykitchens.com

Quality designed for Quality living®

Photo Credits

Kitchen Co. – Michigan
Kitchen Kraft, Inc. – Ohio
Masters Kitchen Gallery – Florida
Nordic Kitchens & Baths, Inc. – Louisiana
Selin Custom Kitchens – Illinois
Schwalbach Kitchens – Michigan
Unique Custom Cabinets – Ohio
Woodworking Wonders – Colorado

Photographers

Becker Communications
Beth Singer Photographer, Inc.
Tim Murphy – Foto Imagery
Steven Paul Whitsitt Photography



Finish/Wood: Butternut Cherry
Door Style: Seattle

- Photos in this brochure may not reflect the true color of the cabinetry.
- Some photos may contain custom cabinetry.
- We encourage our customers to cross over our lines.

